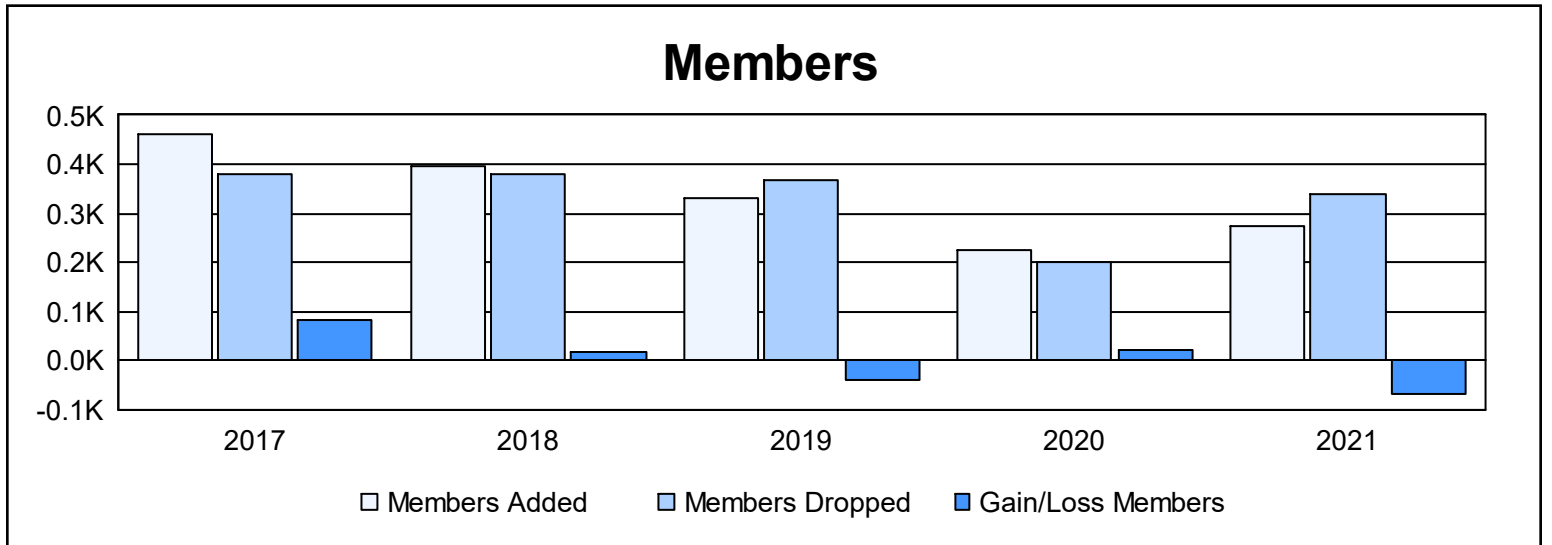
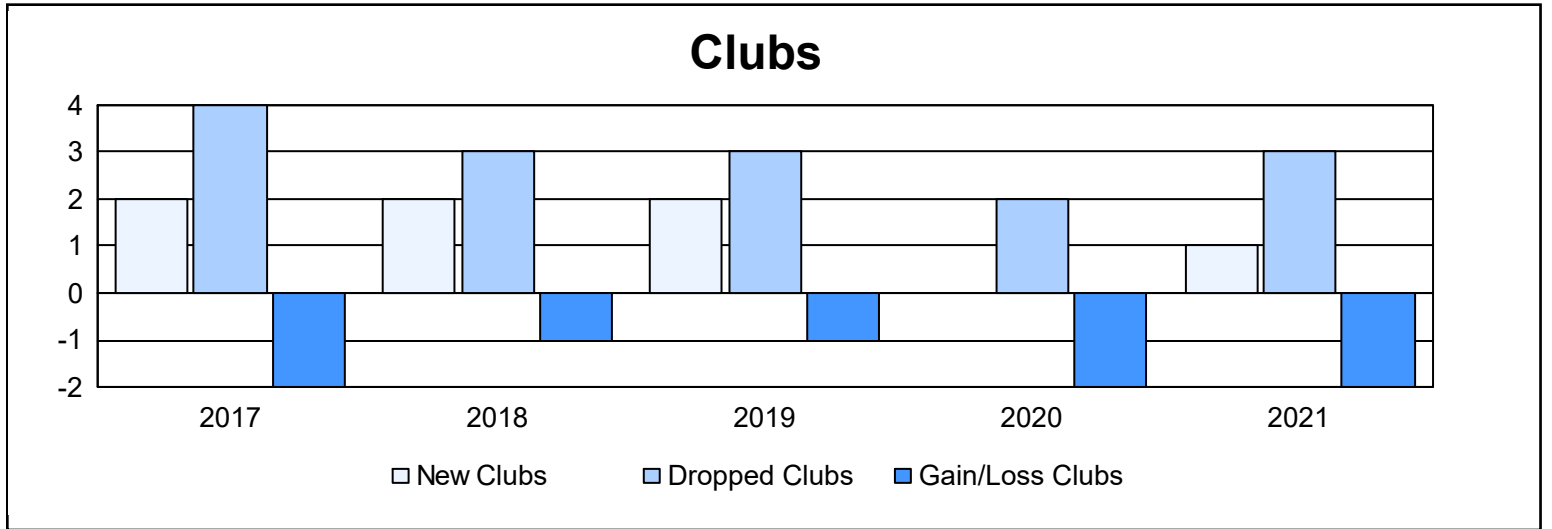
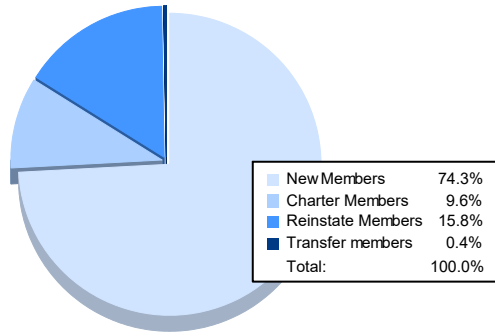


| Year | New Clubs | Dropped Clubs | Gain/ Loss Clubs | New Members | Charter Members | Reinstate Members | Transfer Members | Total Member Added | Total Members Dropped | Gain/ Loss Members |
|----------------|-----------|---------------|------------------|-------------|-----------------|-------------------|------------------|--------------------|-----------------------|--------------------|
| 2016-2017 | 2 | 4 | -2 | 367 | 56 | 30 | 10 | 463 | 379 | 84 |
| 2017-2018 | 2 | 3 | -1 | 308 | 66 | 16 | 7 | 397 | 381 | 16 |
| 2018-2019 | 2 | 3 | -1 | 247 | 54 | 21 | 7 | 329 | 367 | -38 |
| 2019-2020 | 0 | 2 | -2 | 199 | 4 | 18 | 2 | 223 | 202 | 21 |
| 2020-2021 | 1 | 3 | -2 | 202 | 26 | 43 | 1 | 272 | 341 | -69 |
| Average | 1 | 3 | -2 | 265 | 41 | 26 | 5 | 337 | 334 | 3 |



Membership Composition June 2021 Cumulative



Gender Composition June 2021 Cumulative

